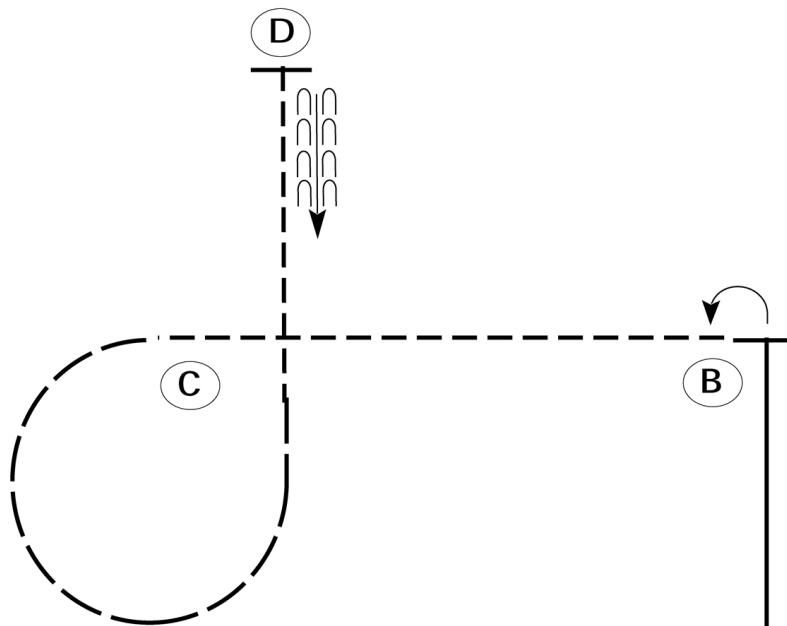


2026 Boulder County Fair Horse Show

Western Horsemanship Level 1 (All Ages)

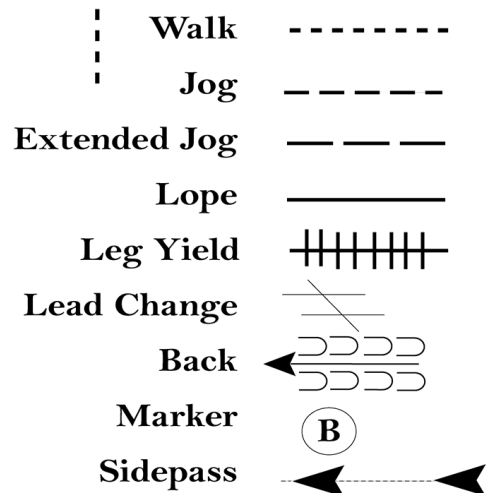
Show Date:



Be ready before A.

1. Walk to A.
2. Lope on the left lead past B and stop.
3. Turn 1/4 turn to the left.
4. Jog from B to C.
5. Extend the jog in a circle around C.
6. Jog from C to D.
7. Stop at D and back approximately one horse length.

Follow the instructions of your ring steward.



[WH/1-67]

Pattern Provided by:
HLC Committee

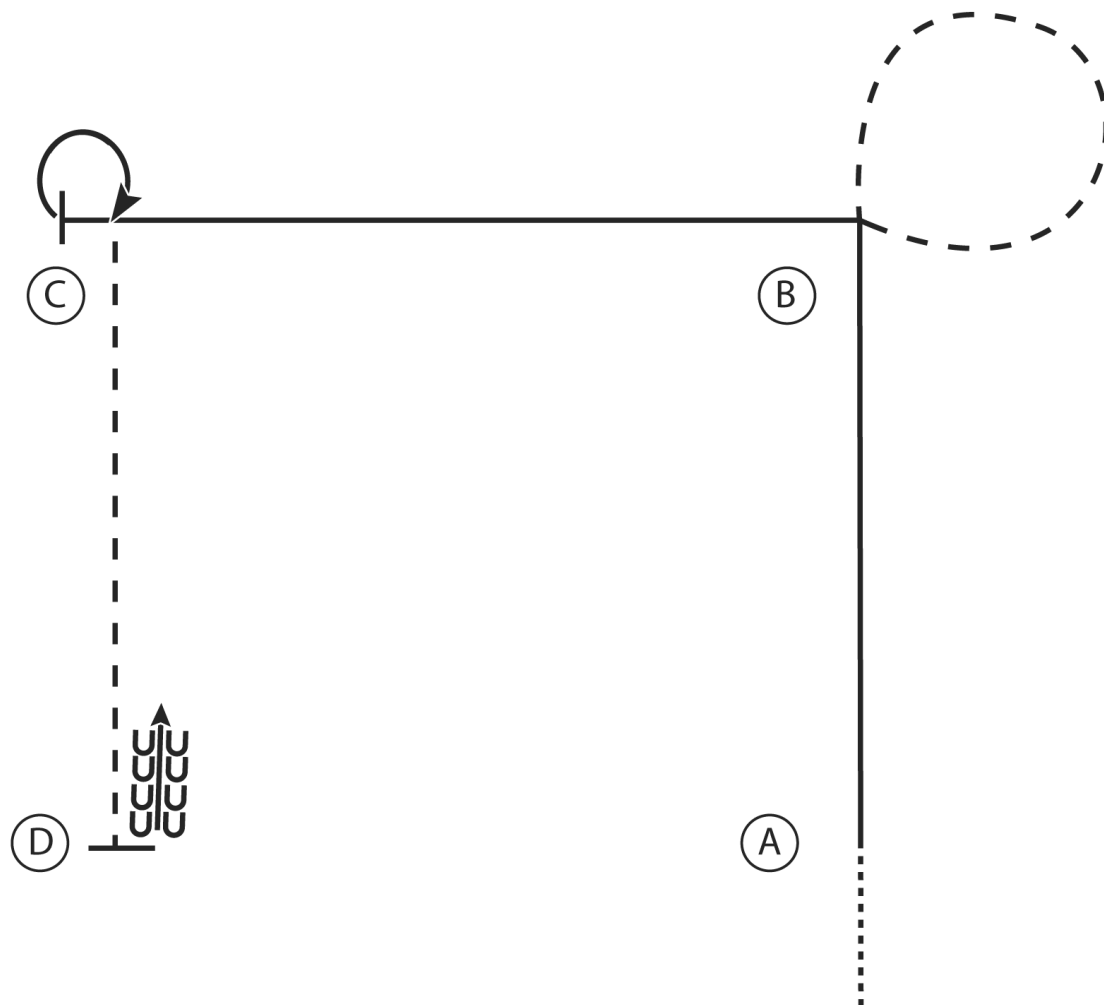
www.HorseShowPatterns.com

www.HorseShowPatterns.com

2026 Boulder County Fair Horse Show

Western Horsemanship Level 2

Show Date:



1. Walk to A
2. Lope on the right lead to B
3. At B extend the jog in a circle to the right
4. At B lope on the left lead to C
5. At C stop and perform a 270 degree turn to the right
6. Jog to D
7. At D stop and back 4 steps

Walk
Jog	-----
Extended Jog	-----
Lope	—————
Leg Yield	
Lead Change	↙↘
Back	←←←←
Marker	(B)
Sidepass	←←←←

[WH/2-50]

Pattern Provided by:
HLC Committee

w w w . H o r s e S h o w P a t t e r n s . c o m

w w w . H o r s e S h o w P a t t e r n s . c o m

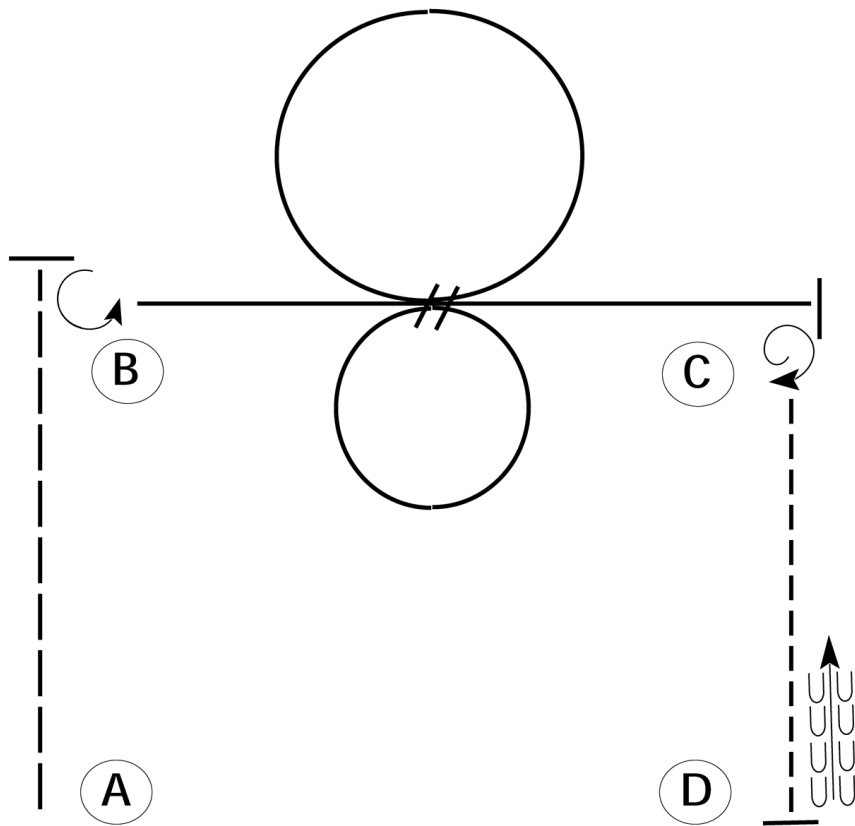
2026 Boulder County Fair Horse Show

Western Horsemanship Levels 3 and 4

Show Date:

w w w . H o r s e S h o w P a t t e r n s . c o m

w w w . H o r s e S h o w P a t t e r n s . c o m



Be ready at A.

1. Extended trot from A past B.
2. Stop past B and perform a 270 degree turn to the left.
3. Lope on the left lead halfway to C.
4. Change leads and perform a small, slow circle to the right.
5. Change leads and perform a large, fast circle to the left.
6. Continue to lope past C and stop.
7. Perform a 1 1/4 turn to the right.
8. Jog to D.
9. Stop and back approximately one horse length.

Walk	-----
Jog	- - - - -
Extended Jog	— — — —
Lope	—————
Lead Change	— / —
Back	← — — — —
Marker	(B)

Follow the instructions of your ring steward.

[WH/3-88]

Pattern Provided by:
HLC Committee