

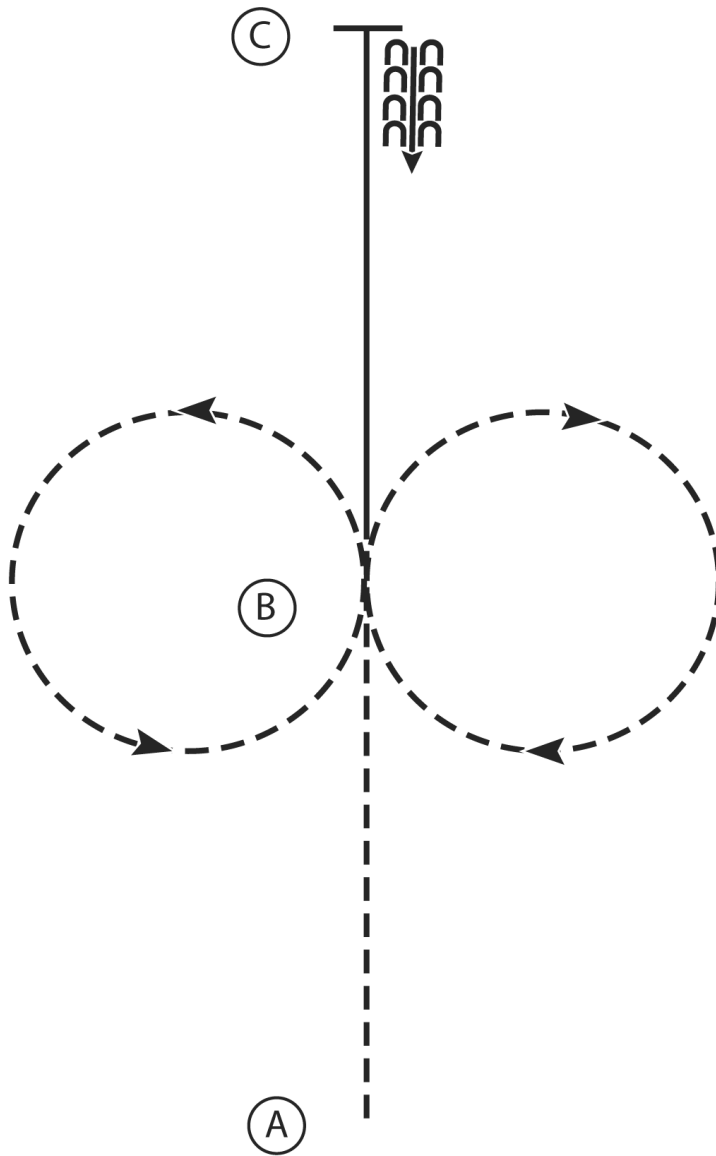
2026 Boulder County Fair Horse Show

English Equitation Level 1 (All Ages)

Show Date:

www.HorseShowPatterns.com

www.HorseShowPatterns.com



1. Sitting trot A to B
2. At B posting trot circle to the right
3. At B posting trot circle to the left
4. At B canter on the left lead to C
5. At C stop and back 4 steps

Walk
Trot	- - - - -
Extended Trot	- - - - -
Canter	—————
Leg Yield	
Lead Change	↙ ↘
Back	←←←← →→→→
Marker	(B)
Sidepass	← - - - - →

[HSE/1-6]

Pattern Provided by:
HLC Committee

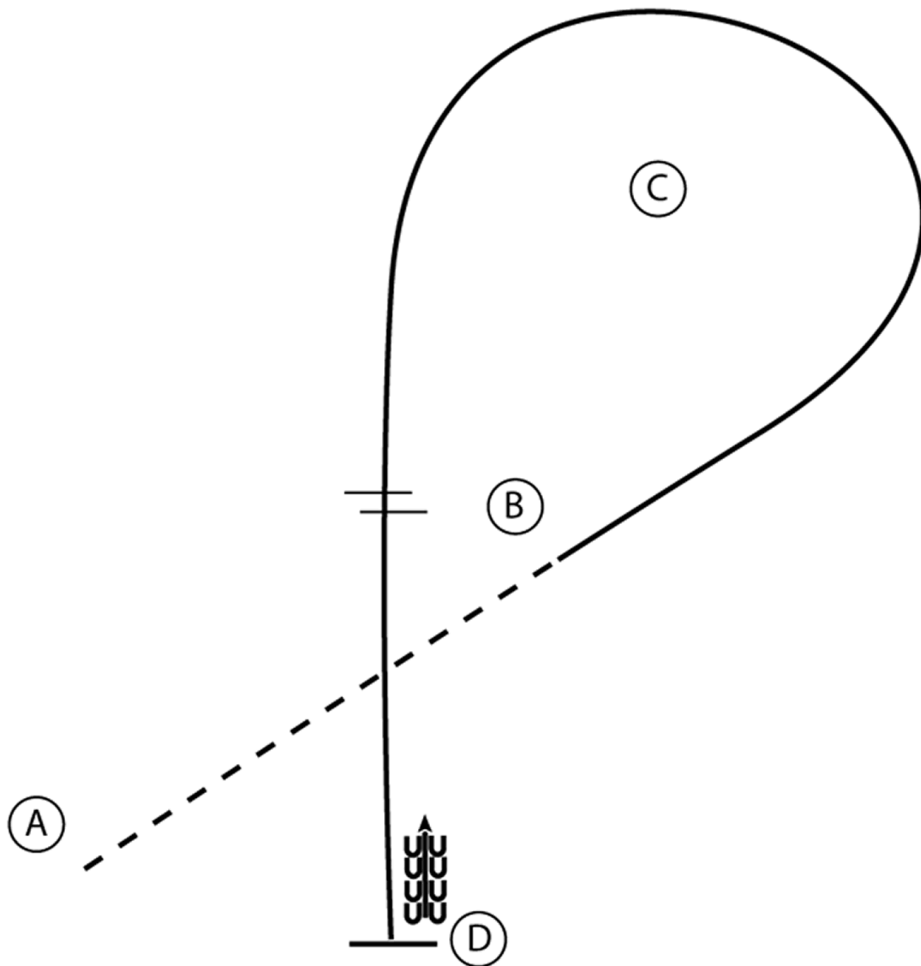
2026 Boulder County Fair Horse Show

English Equitation Level 2

Show Date:

w w w . H o r s e S h o w P a t t e r n s . c o m

w w w . H o r s e S h o w P a t t e r n s . c o m



1. Posting trot, right diagonal, A to B
2. At B canter on the right lead around C to B
3. At B perform a simple lead change and continue to D
4. Stop at D and back approximately one horse length.

Walk
Trot	-----
Extended Trot	-----
Canter	—————
Leg Yield	
Lead Change	—/—
Back	← 3333 3333
Marker	⊙ (B)
Sidepass	←-----←

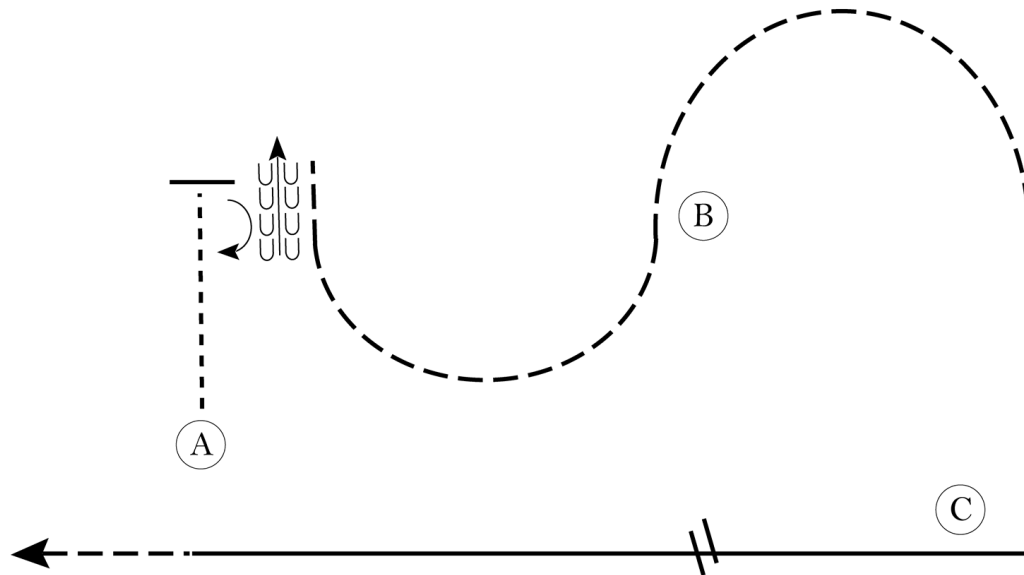
[HSE/2-9]

Pattern Provided by:
HLC Committee

2026 Boulder County Fair Horse Show

English Equitation Levels 3 and 4

Show Date:



Be ready with your horse's tail to A.

1. Walk until even with B.
2. Stop and perform a 180 degree turn on the forehand right.
3. Back approximately one horse length.
4. Rising trot serpentine as shown - change diagonals at B.
5. When even with B, canter right lead around C.
6. When even with B, change leads and canter until even with A.
7. Break to a sitting trot when even with A.

Pattern is over once you have passed A at the trot.

Follow the directions of your ring steward.

Walk	-----
Trot	- - - - -
Extended Trot	— — — — —
Canter	—————
Lead Change	
Back	
Marker	
Hand Gallop	—————

[HSE/3-49]

Pattern Provided by:
HLC Committee

www.HorseShowPatterns.com

www.HorseShowPatterns.com