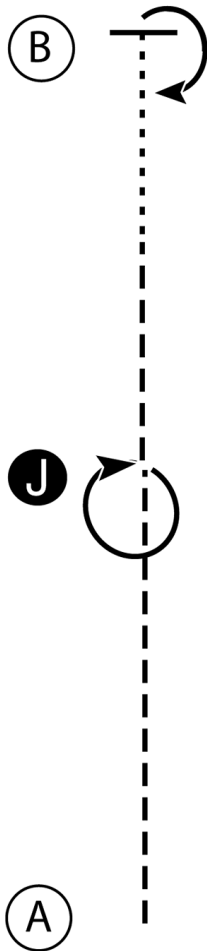
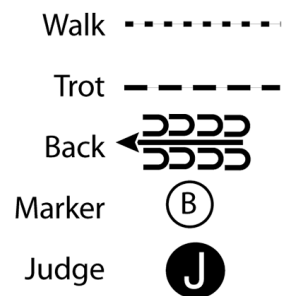


2025 4-H Horse Leaders Council Season Opener 4-H Showmanship Level 3-4

Show Date: 03-23-2025



1. Trot from A to Judge.
2. Stop, perform a 360 degree turn and set up for inspection.
3. When dismissed trot half way to B, break to the walk and walk to B.
4. Stop at B, perform a 180 degree turn, and wait for instructions from the ring steward.



[S/1-9]

Pattern Provided by:
HLC Committee

w w w . H o r s e S h o w P a t t e r n s . c o m

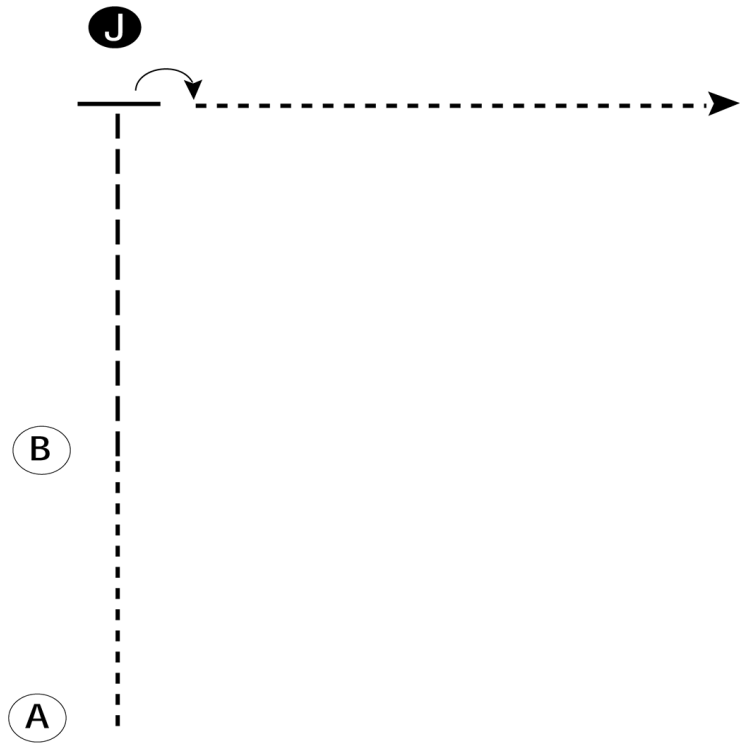
w w w . H o r s e S h o w P a t t e r n s . c o m

2025 4-H Horse Leaders Council Season Opener 4-H Showmanship Unrated

Show Date: 03-23-2025

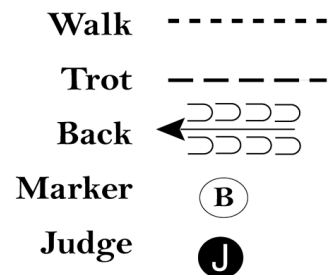
w w w . H o r s e S h o w P a t t e r n s . c o m

w w w . H o r s e S h o w P a t t e r n s . c o m



Be ready at A.

1. Walk from A to B.
2. Trot from B to the judge.
3. Stop and set up for inspection.
4. When dismissed, turn 90 degrees.
5. Walk away from judge and follow the instructions of your ring steward.



[S/WT-9]

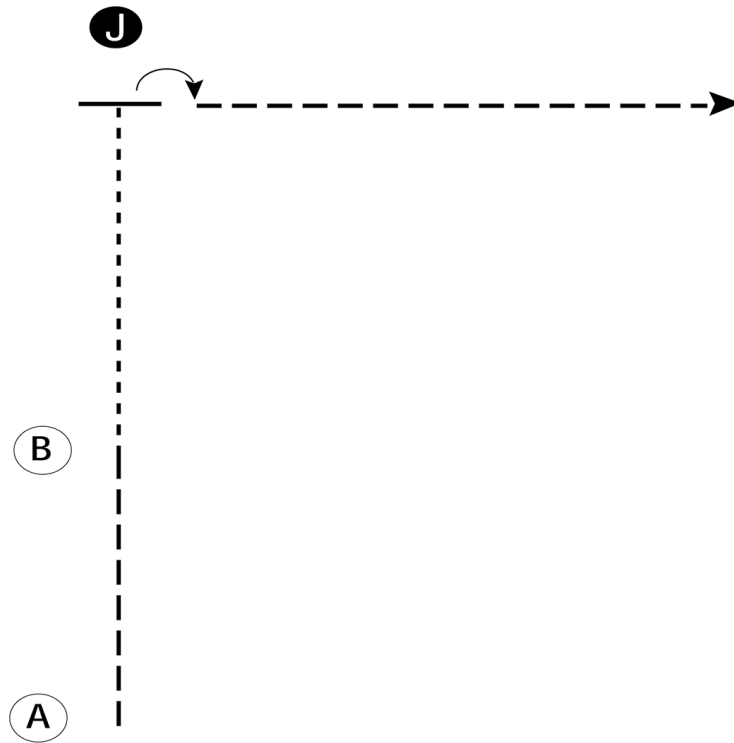
Pattern Provided by:
HLC Committee

2025 4-H Horse Leaders Council Season Opener 4-H Showmanship Level 1

Show Date: 03-23-2025

w w w . H o r s e S h o w P a t t e r n s . c o m

w w w . H o r s e S h o w P a t t e r n s . c o m



Be ready at A.

1. Trot from A to B.
2. Walk from B to the judge.
3. Stop and set up for inspection.
4. When dismissed, turn 90 degrees.
5. Trot away from judge and follow the instructions of your ring steward.

Walk	-----
Trot	- - - - -
Back	←
Marker	Ⓚ
Judge	Ⓝ

[S/WT-10]


Pattern Provided by:
HLC Committee

2025 4-H Horse Leaders Council Season Opener 4-H Showmanship Level 2

Show Date: 03-23-2025

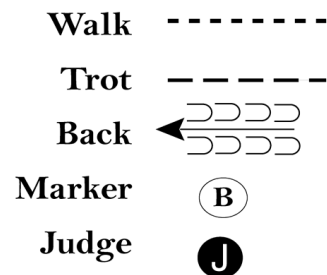
w w w . H o r s e S h o w P a t t e r n s . c o m

w w w . H o r s e S h o w P a t t e r n s . c o m



Be ready at A.

1. Trot to B and stop.
2. Perform a 90 degree turn. Walk to judge.
3. Stop, set up, inspection.
4. When dismissed, perform a 90 degree turn.
5. Trot to the line up or follow the directions of the ring steward.

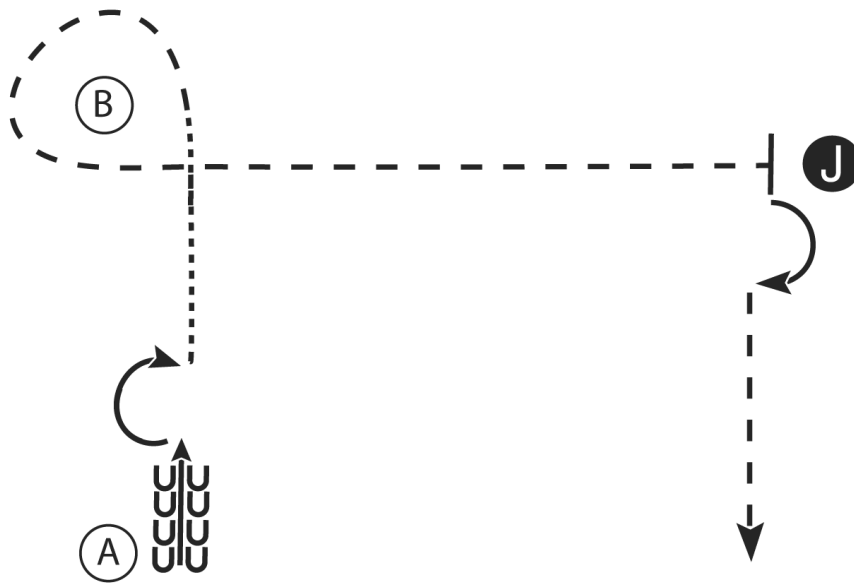


[S/WT-29]

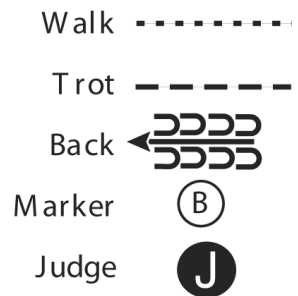
Pattern Provided by:
HLC Committee

2025 4-H Horse Leaders Council Season Opener Open Showmanship

Show Date: 03-23-2025



1. At A back 4 steps
2. Perform a 180 degree turn
3. Walk to B
4. At B trot around B and to the judge, set up for inspection
5. When dismissed perform a 90 degree turn and trot straight away from the judge



[S/2-1]

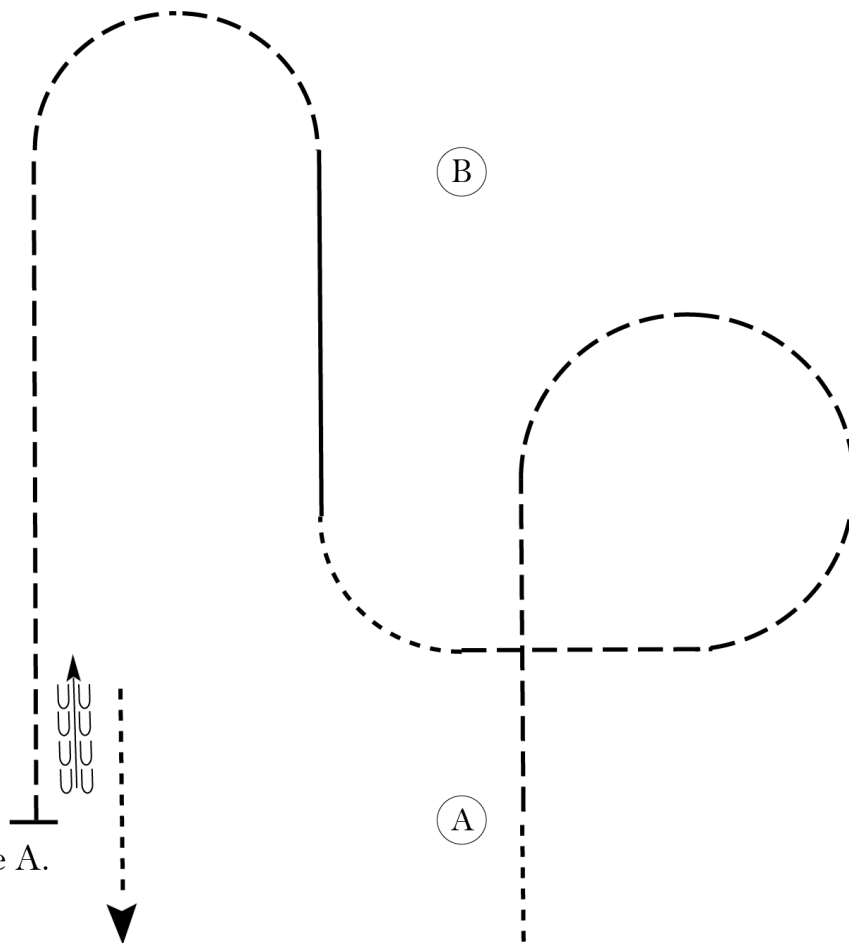
Pattern Provided by:
HLC Committee

2025 4-H Horse Leaders Council Season Opener Open English Equitation

Show Date: 03-23-2025

w w w . H o r s e S h o w P a t t e r n s . c o m

w w w . H o r s e S h o w P a t t e r n s . c o m



Be ready before A.

1. Walk to A.
2. Sitting trot halfway to B.
3. Left diagonal trot in a 3/4 circle until even with A.
4. Walk a quarter circle.
5. Canter on the left lead to B.
6. When even with B, trot on the right diagonal in a half circle and a straight line until even with A.
7. Halt when even with A and back approximately one horse length.
8. Walk to exit.

Follow the instructions of your ring steward.

Walk	-----
Trot	- - - - -
Extended Trot	-----
Canter	—————
Leg Yield	
Lead Change	↙ ↘
Back	← ← ← ← ←
Marker	(B)
Sidepass	← - - - - →
Hand Gallop	—————

[HSE/1-59]

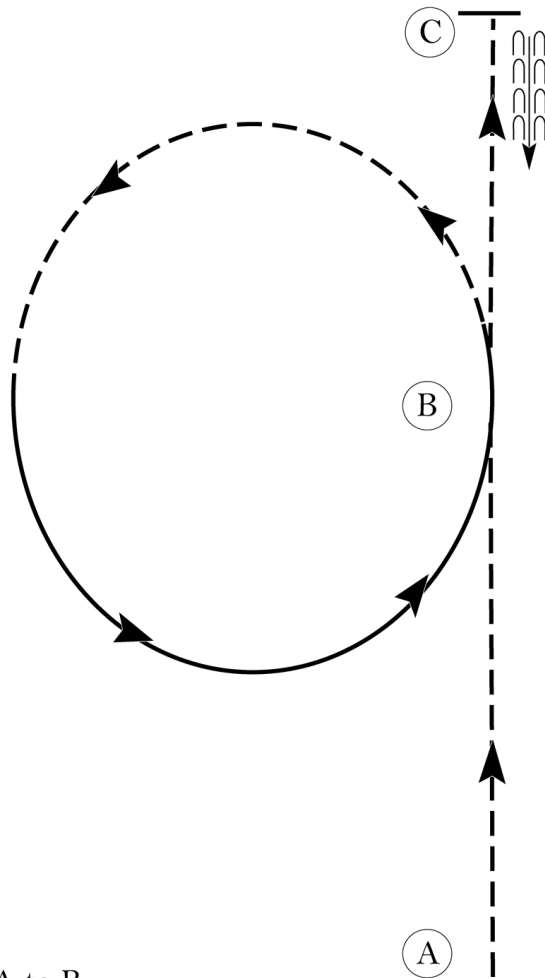
Pattern Provided by:
HLC Committee

2025 4-H Horse Leaders Council Season Opener English Equitation Level 2

Show Date: 03-23-2025

w w w . H o r s e S h o w P a t t e r n s . c o m

w w w . H o r s e S h o w P a t t e r n s . c o m



1. Sitting trot A to B
2. At B posting trot a half circle to the left on the right diagonal.
3. Canter on the left lead back to B.
4. Sitting trot to C.
5. Stop at C and back approximately one horse length.

Exit at a sitting trot.

Walk	-----
Trot	- - - - -
Extended Trot	— — — — —
Canter	—————
Leg Yield	
Lead Change	— / —
Back	← ← ← ← ←
Marker	⊙
Sidepass	← — — — — ←
Hand Gallop	— — — — —

[HSE/1-21]

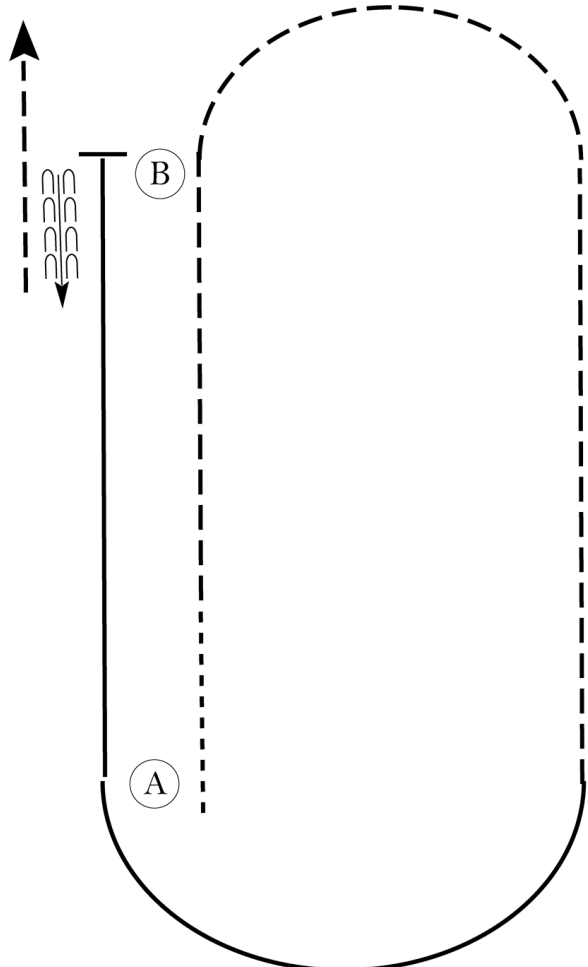
Pattern Provided by:
HLC Committee

2025 4-H Horse Leaders Council Season Opener English Equitation Level 3-4

Show Date: 03-23-2025

w w w . H o r s e S h o w P a t t e r n s . c o m

w w w . H o r s e S h o w P a t t e r n s . c o m



Be ready at A.

1. Walk approximately 2 horse lengths.
2. Posting trot on the left diagonal to B and in a half circle until even with B.
3. Change diagonals and trot until even with A.
4. Canter on the right lead in a half circle and until even with B.
5. Halt and back approximately one horse length.
6. Exit pattern at a sitting trot.

Follow the instructions of your ring steward.

Walk	-----
Trot	- - - - -
Extended Trot	— — — — —
Canter	—————
Leg Yield	
Lead Change	↙ ↘
Back	← ← ← ← ←
Marker	⊙ B
Sidepass	← — — — — →
Hand Gallop	— — — — —

[HSE/1-56]

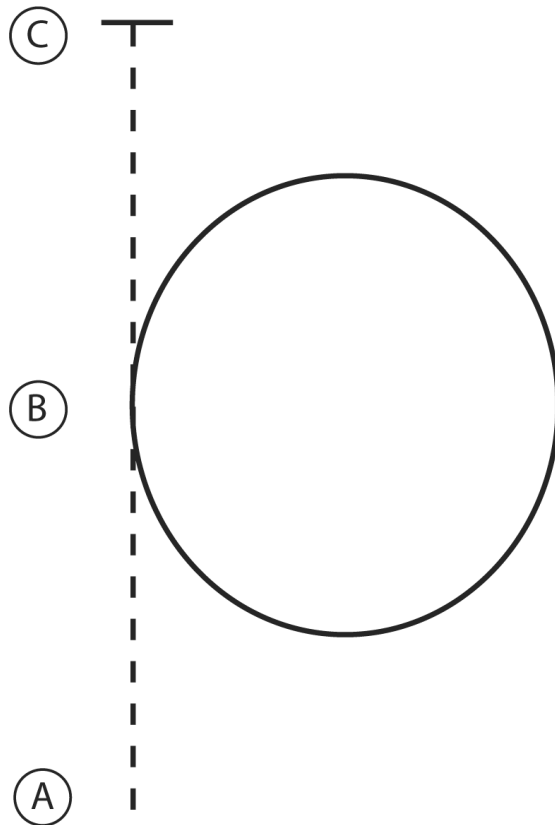
Pattern Provided by:
HLC Committee

2025 4-H Horse Leaders Council Season Opener English Equitation Level 1

Show Date: 03-23-2025

w w w . H o r s e S h o w P a t t e r n s . c o m

w w w . H o r s e S h o w P a t t e r n s . c o m



1. Posting trot on the left diagonal A to B
2. At B canter a circle to the right on the right lead
3. At B posting trot on the right diagonal to C
4. Stop at C

Walk
Trot	-----
Extended Trot	-----
Canter	—————
Leg Yield	
Lead Change	↙ ↘
Back	←←←←←
Marker	⊙ (B)
Sidepass	←-----←

[HSE/1-15]

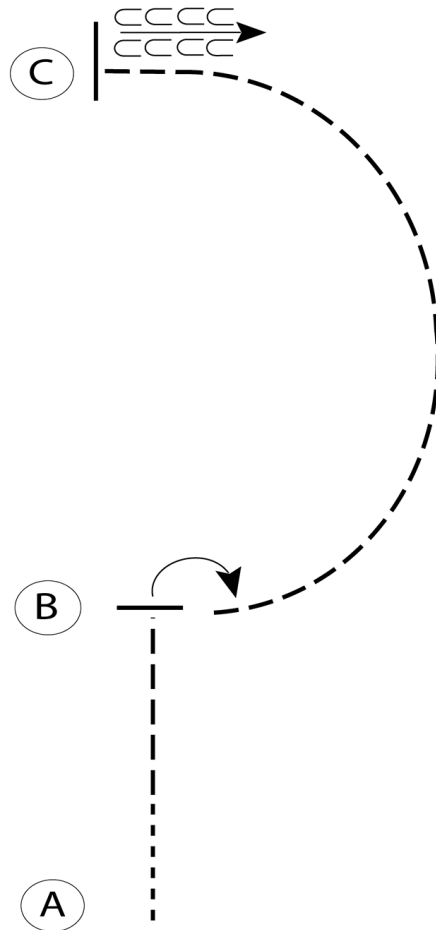
Pattern Provided by:
HLC Committee

2025 4-H Horse Leaders Council Season Opener Stick Horse Class

Show Date: 03-23-2025

w w w . H o r s e S h o w P a t t e r n s . c o m

w w w . H o r s e S h o w P a t t e r n s . c o m



1. Be ready at A
2. Walk four steps from A.
3. Jog to B and stop.
4. Perform a 90 degree turn to the right on the hindquarters.
5. Jog a half circle to C.
6. At C stop and back four steps.

Walk	-----
Jog	- - - - -
Extended Jog	- - - - -
Lope	—————
Leg Yield	
Lead Change	— / —
Back	← ← ← ← ←
Marker	⊙ B
Sidepass	← ——— →

[WH/WT-16]

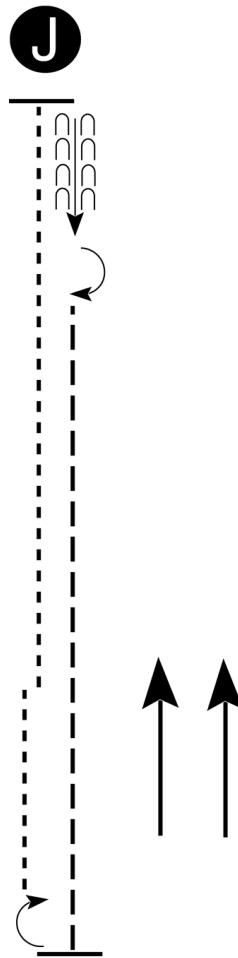
Pattern Provided by:
HLC Committee

2025 4-H Horse Leaders Council Season Opener Miniature Showmanship

Show Date: 03-23-2025

w w w . H o r s e S h o w P a t t e r n s . c o m

w w w . H o r s e S h o w P a t t e r n s . c o m



Be ready in line.

1. When acknowledged, walk to the judge.
2. Stop and set up.
3. When dismissed, back 5 steps and perform a 180 degree turn to the right.
4. Trot a straight line through the line up.
5. Stop and perform a 180 degree turn to the right.
6. Walk horse forward to original position and set up.

Walk	-----
Trot	- - - - -
Back	←
Marker	Ⓚ
Judge	Ⓝ

[MHP/S-3]

Pattern Provided by:
HLC Committee

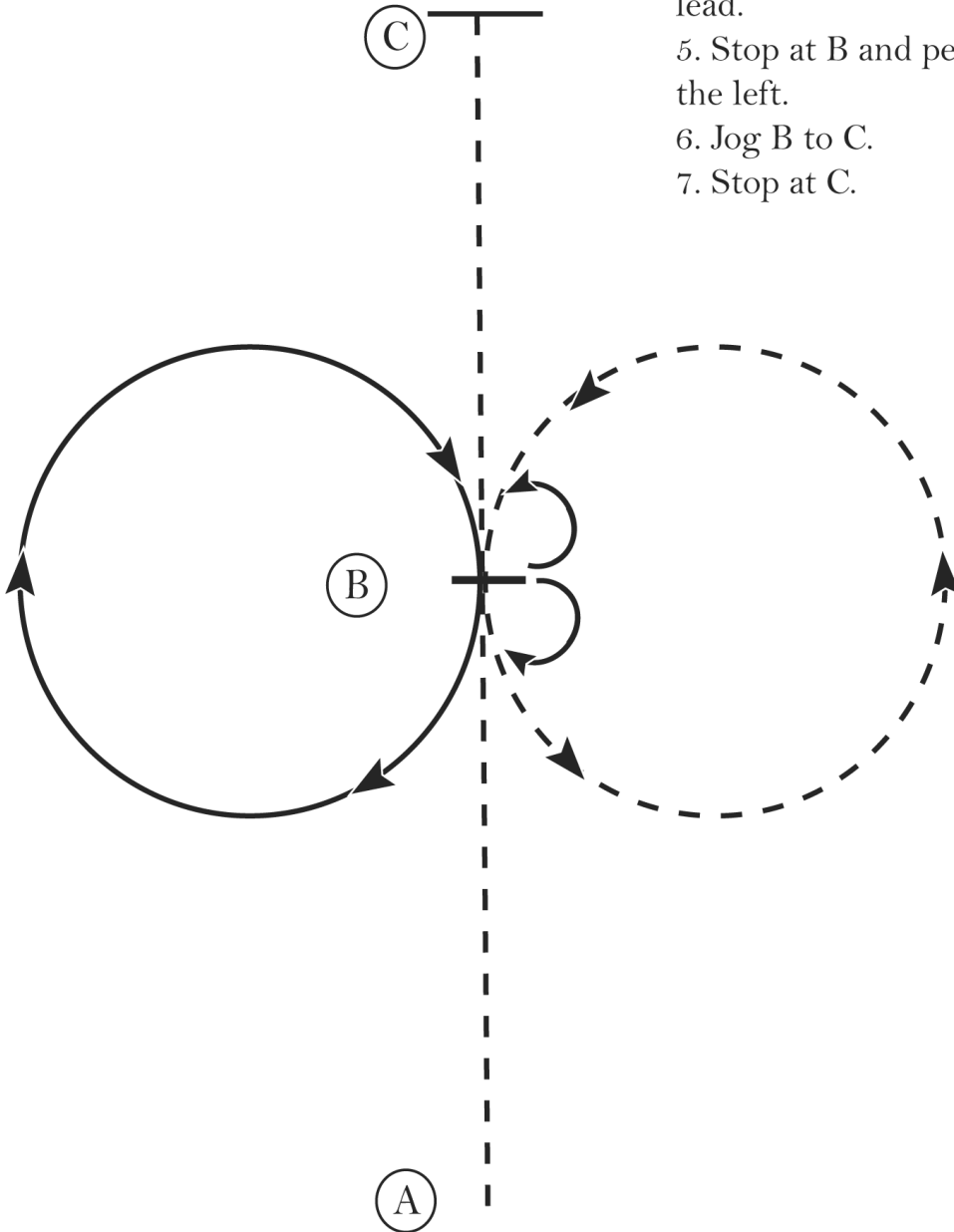
2025 4-H Horse Leaders Council Season Opener Western Horsemanship Level 3-4

Show Date: 03-23-2025

www.HorseShowPatterns.com

www.HorseShowPatterns.com

1. Jog A to B.
2. Stop at B and perform a 180 degree turn to the right on the hindquarters.
3. Jog a circle to the left.
4. At B lope a circle to the right on the right lead.
5. Stop at B and perform a 180 degree turn to the left.
6. Jog B to C.
7. Stop at C.



Walk
Jog	- - - - -
Extended Jog	- - - - -
Lope	—————
Leg Yield	
Lead Change	↘
Back	←←←←← ←←←←←
Marker	(B)
Sidepass	←- - - - -←

[WH/1-10]

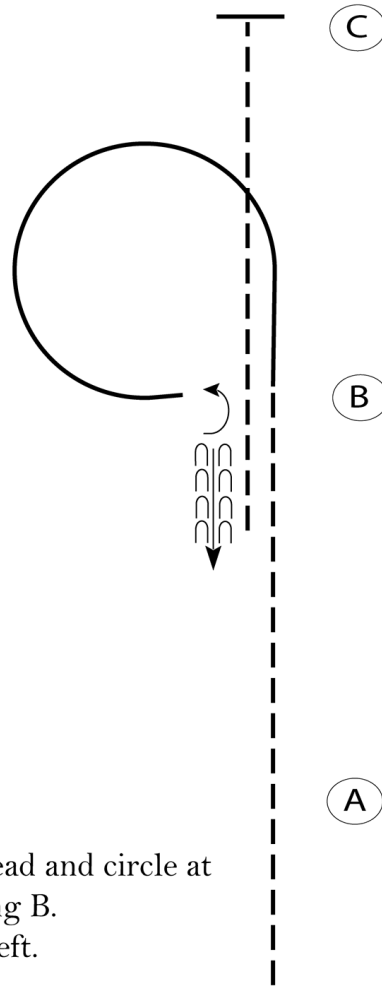
Pattern Provided by:
HLC Committee

2025 4-H Horse Leaders Council Season Opener Western Horsemanship Level 2

Show Date: 03-23-2025

w w w . H o r s e S h o w P a t t e r n s . c o m

w w w . H o r s e S h o w P a t t e r n s . c o m



- Begin before A at a jog.
1. Jog from A to B.
 2. At B, lope on the left lead and circle at B as shown. Stop facing B.
 3. Turn 1/4 turn to the left.
 4. Back one horse length.
 5. Jog to C. Stop at C.

Follow the instructions of your ring steward.

Walk	-----
Jog	- - - - -
Extended Jog	- - - - -
Lope	—————
Leg Yield	
Lead Change	— / —
Back	← C C C C C
Marker	Ⓚ
Sidepass	←-----→

[WH/1-17]

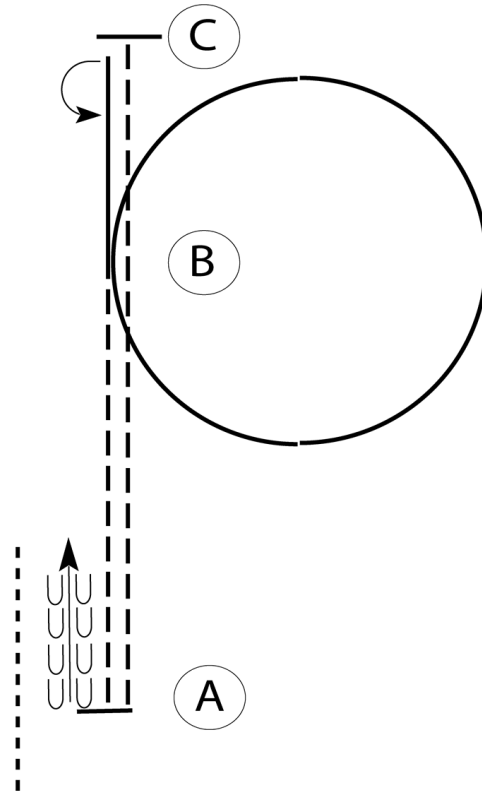
Pattern Provided by:
HLC Committee

2025 4-H Horse Leaders Council Season Opener Open Western Horsemanship

Show Date: 03-23-2025

w w w . H o r s e S h o w P a t t e r n s . c o m

w w w . H o r s e S h o w P a t t e r n s . c o m



Be ready at A.

1. Jog from A to C.
2. Stop at C and perform a 180 degree turn to the left.
3. Lope on the left lead to B.
4. Lope a circle to the left.
5. Jog from B to A.
6. Stop at A and back approximately one horse length.
7. Walk to A and exit at a walk.

Follow the instructions of your ring steward.

Walk	-----
Jog	- - - - -
Extended Jog	- - - - -
Lope	—————
Leg Yield	
Lead Change	— / —
Back	← — — — — — — — — —
Marker	⊙
Sidepass	← — — — — →

[WH/1-72]

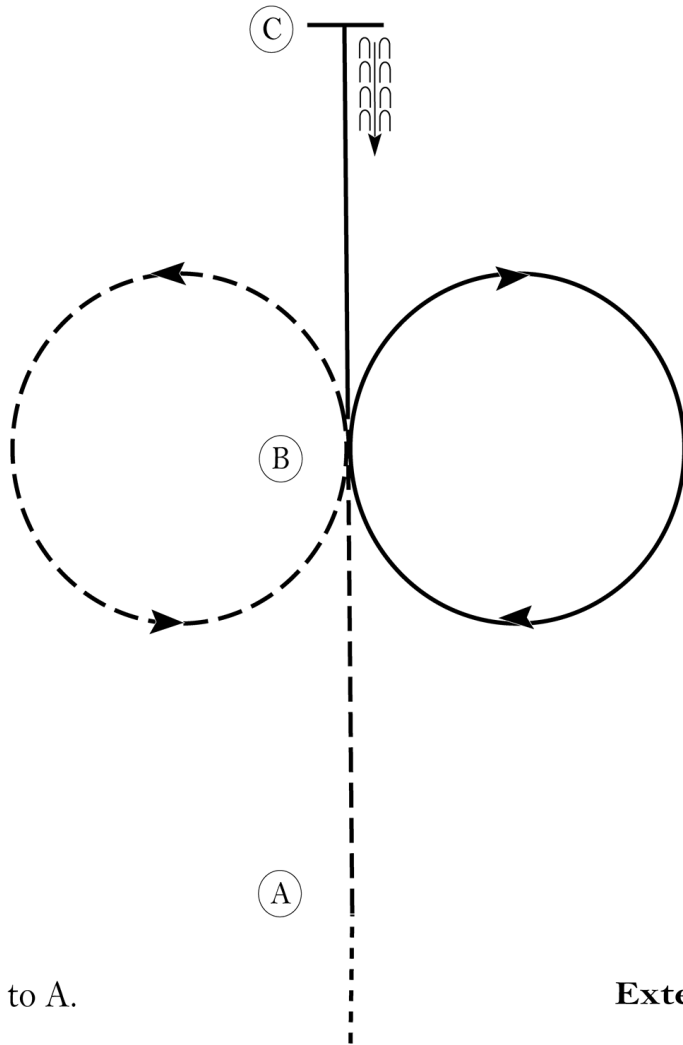
Pattern Provided by:
HLC Committee

2025 4-H Horse Leaders Council Season Opener Western Horsemanship Level 1

Show Date: 03-23-2025

www.HorseShowPatterns.com

www.HorseShowPatterns.com



Be ready prior to A.

1. Walk to A.
2. Jog A to B.
3. At B jog a circle to the left.
4. At B lope a circle to the right on the right lead.
5. Continue the lope to C.
6. Stop at C and back approximately one horse length.

Walk	-----
Jog	- - - - -
Extended Jog	- - - - -
Lope	—————
Leg Yield	
Lead Change	— / —
Back	← u u u u u
Marker	Ⓚ
Sidepass	← - - - - - →

[WH/1-19]

Pattern Provided by:
HLC Committee

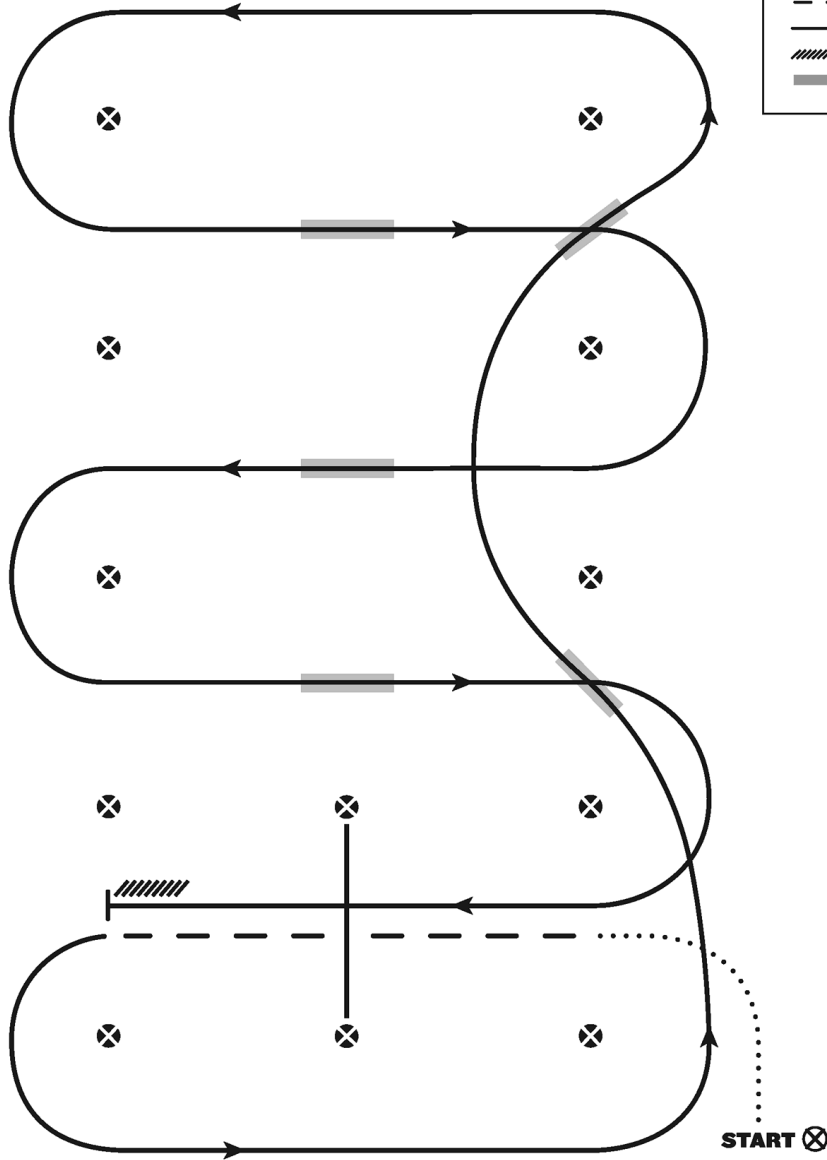
2025 4-H Horse Leaders Council Season Opener ALL Western Riding

Show Date: 03-23-2025

LEVEL I WESTERN RIDING PATTERN 9

LEGEND

.....	Walk
- - -	Jog
—	Lope
////	Back
■	Lead Changing Area



1. Walk at least 15 feet from start cone to the first marker, as drawn, transition to jog, jog over log.
2. Transition to the lope left lead & lope around end
3. First line change
4. Second line change, lope around the end of arena
5. First crossing change
6. Second crossing change
7. Third crossing change
8. Lope over log
9. Lope, stop & back

Revised 06-07-2021

[WR/GP-9]

Pattern Provided by:
HLC Committee