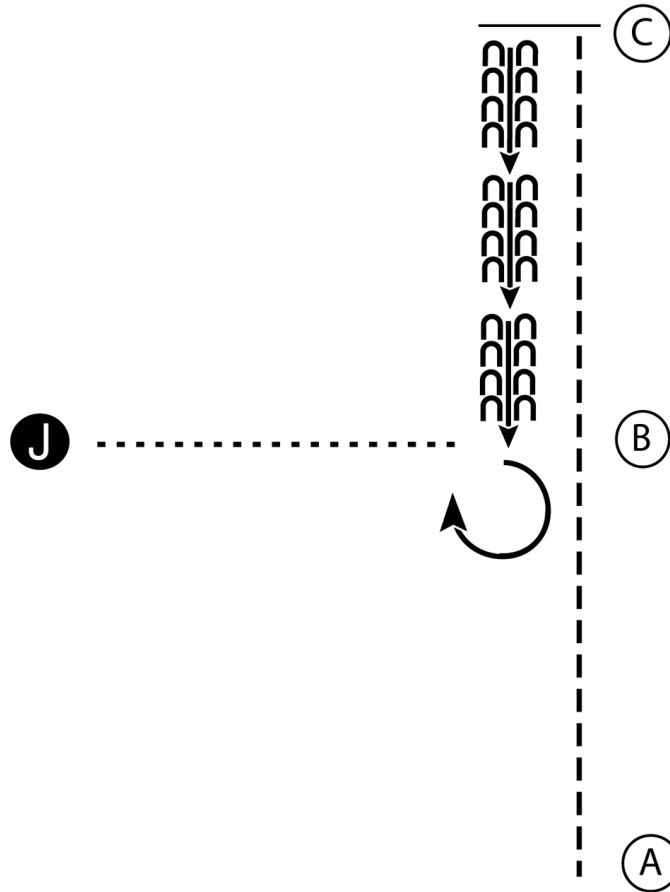



2024 4-H Horse Leaders Council Season Opener

OPEN, Level 3/4 and Level 2 Showmanship

Show Date: 03-24-2024



1. Trot from A to C.
2. Stop at C.
3. Back to B.
4. Perform a 270 degree turn.
5. Walk to the judge and set up for inspection.
6. When dismissed walk to line-up.

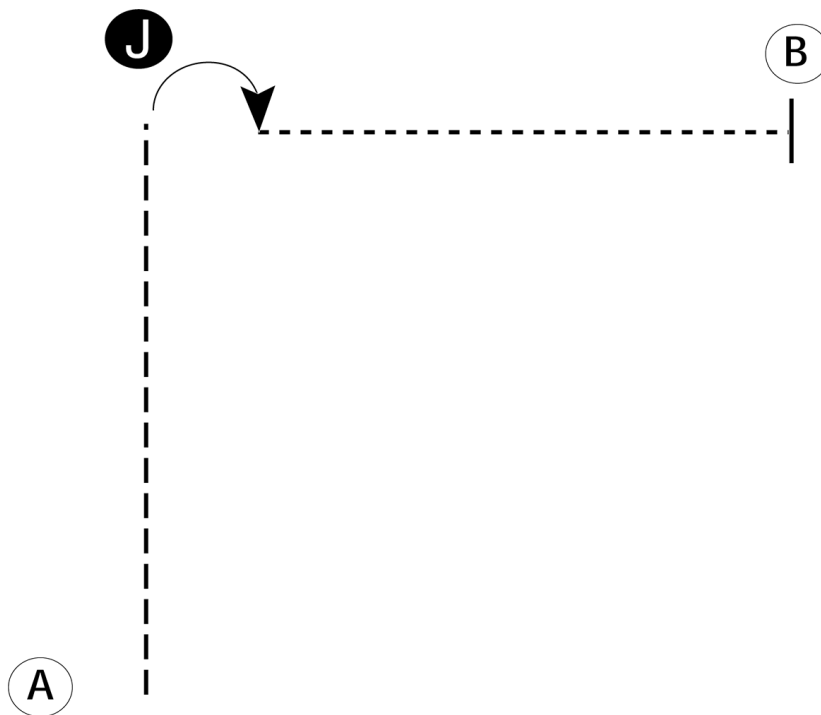
Walk
 Trot - - - - -
 Back 
 Marker (B)
 Judge (J)

[S/1-3]

Pattern Provided by:
HLC Committee

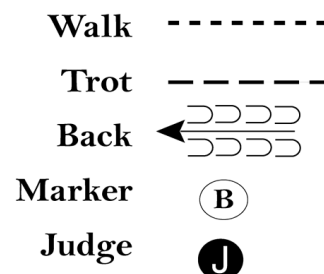
2024 4-H Horse Leaders Council Season Opener Level 1 Showmanship

Show Date: 03-24-2024



Be ready at A.

1. Trot from A to Judge.
2. Stop and set up for inspection.
3. When dismissed, perform a 90 degree turn.
4. Walk away from judge to B.
5. Stop at B.
6. Follow the instructions of your ring steward.

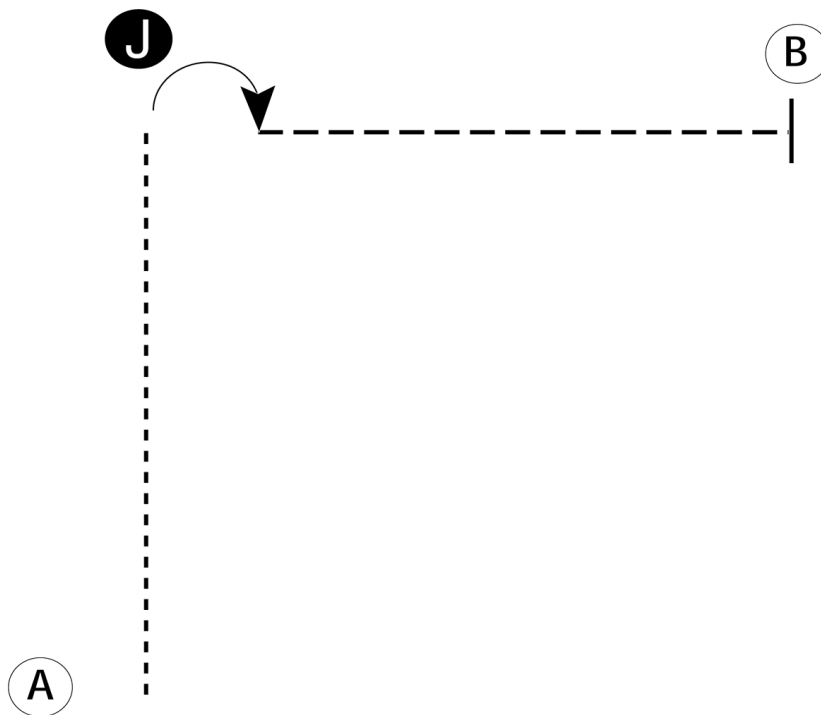


[S/WT-8]

Pattern Provided by:
HLC Committee

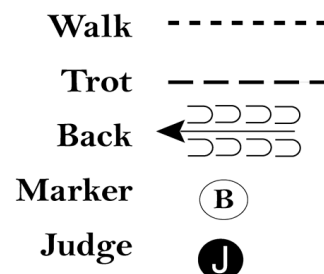
2024 4-H Horse Leaders Council Season Opener Unrated Showmanship

Show Date: 03-24-2024



Be ready at A.

1. Walk from A to Judge.
2. Stop and set up for inspection.
3. When dismissed, perform a 90 degree turn.
4. Trot away from judge to B.
5. Stop at B.
6. Follow the instructions of your ring steward.



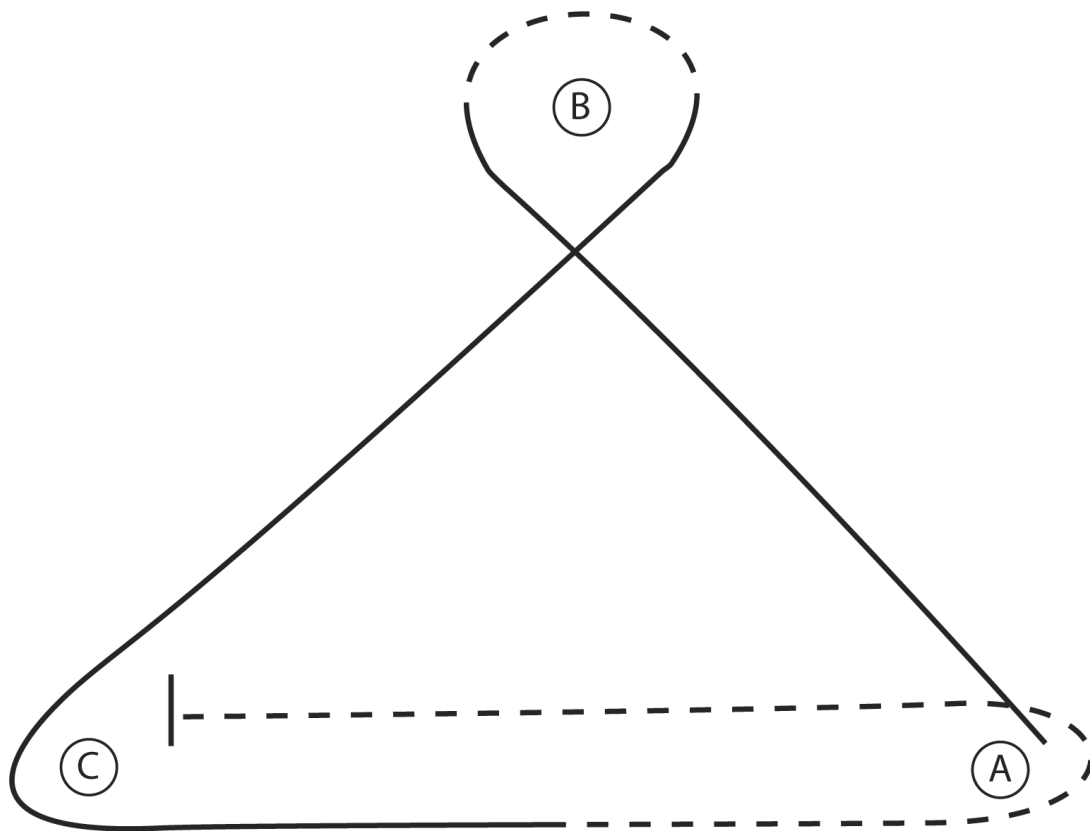
[S/WT-7]

Pattern Provided by:
HLC Committee

2024 4-H Horse Leaders Council Season Opener

OPEN and Level 3/4 English Equitation

Show Date: 03-24-2024



1. Canter on the right lead A to B
2. At B posting trot around B
3. At B canter on the left lead to and around C and continue towards A
4. Halfway to A posting trot on the right diagonal to and around A and continue towards C
5. Halfway to C sit the trot
6. Stop at C

Walk
Trot	-----
Extended Trot	-----
Canter	=====
Leg Yield	
Lead Change	↗↘
Back	←←←←←
Marker	(B)
Sidepass	←-----←

[HSE/2-4]

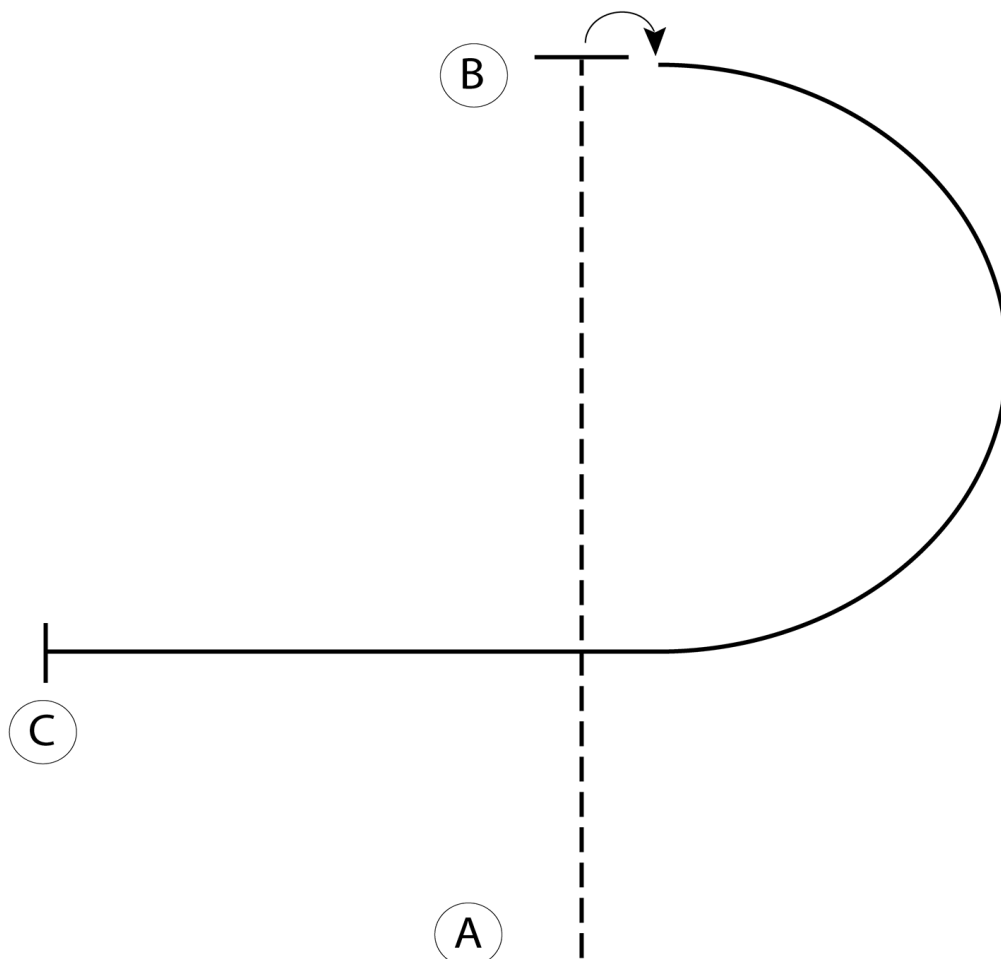
Pattern Provided by:
HLC Committee

2024 4-H Horse Leaders Council

Season Opener

Level 2 - English Equitation

Show Date: 03-24-2024



1. Posting trot on the left diagonal from A to B
2. At B stop and perform a 90 degree turn on the forehand to the right
3. Canter on the right lead from B to C
4. At C stop

Walk	-----
Trot	- - - - -
Extended Trot	— — — — —
Canter	—————
Leg Yield	
Lead Change	↗ ↘
Back	← ← ← ← ←
Marker	(B)
Sidepass	← — — — — →
Hand Gallop	—————

[HSE/1-28]

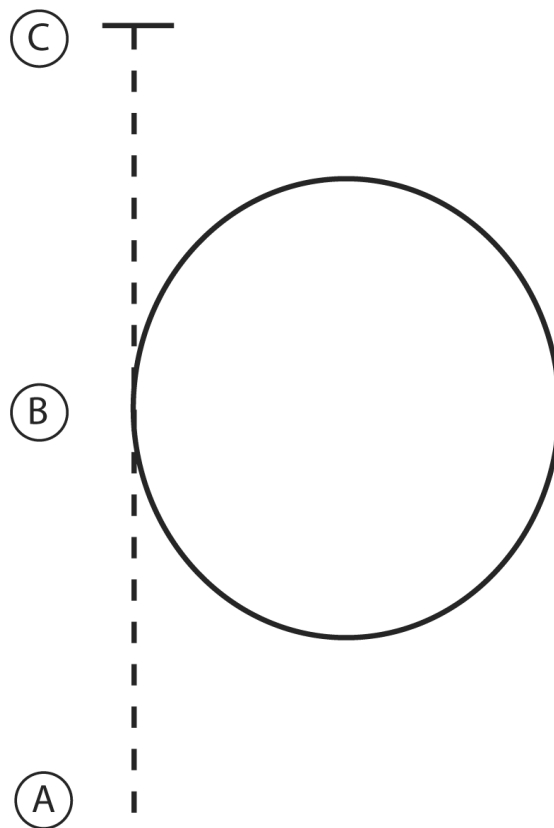
Pattern Provided by:
HLC Committee

2024 4-H Horse Leaders Council

Season Opener

Level 1 English Equitation

Show Date: 03-24-2024



1. Posting trot on the left diagonal A to B
2. At B canter a circle to the right on the right lead
3. At B posting trot on the right diagonal to C
4. Stop at C

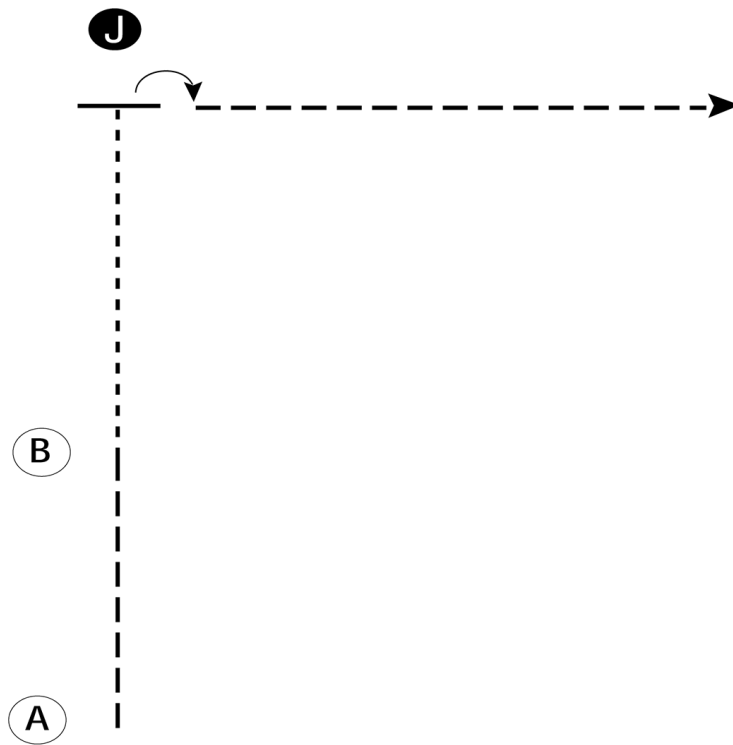
Walk
Trot	-----
Extended Trot	-----
Canter	—————
Leg Yield	
Lead Change	
Back	
Marker	(B)
Sidepass	

[HSE/1-15]

Pattern Provided by:
HLC Committee

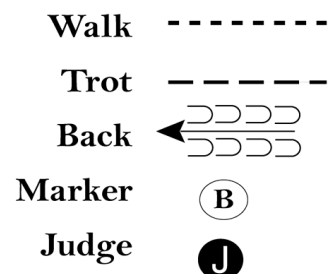
2024 4-H Horse Leaders Council Season Opener Miniature Showmanship

Show Date: 03-24-2024



Be ready at A.

1. Trot from A to B.
2. Walk from B to the judge.
3. Stop and set up for inspection.
4. When dismissed, turn 90 degrees.
5. Trot away from judge and follow the instructions of your ring steward.



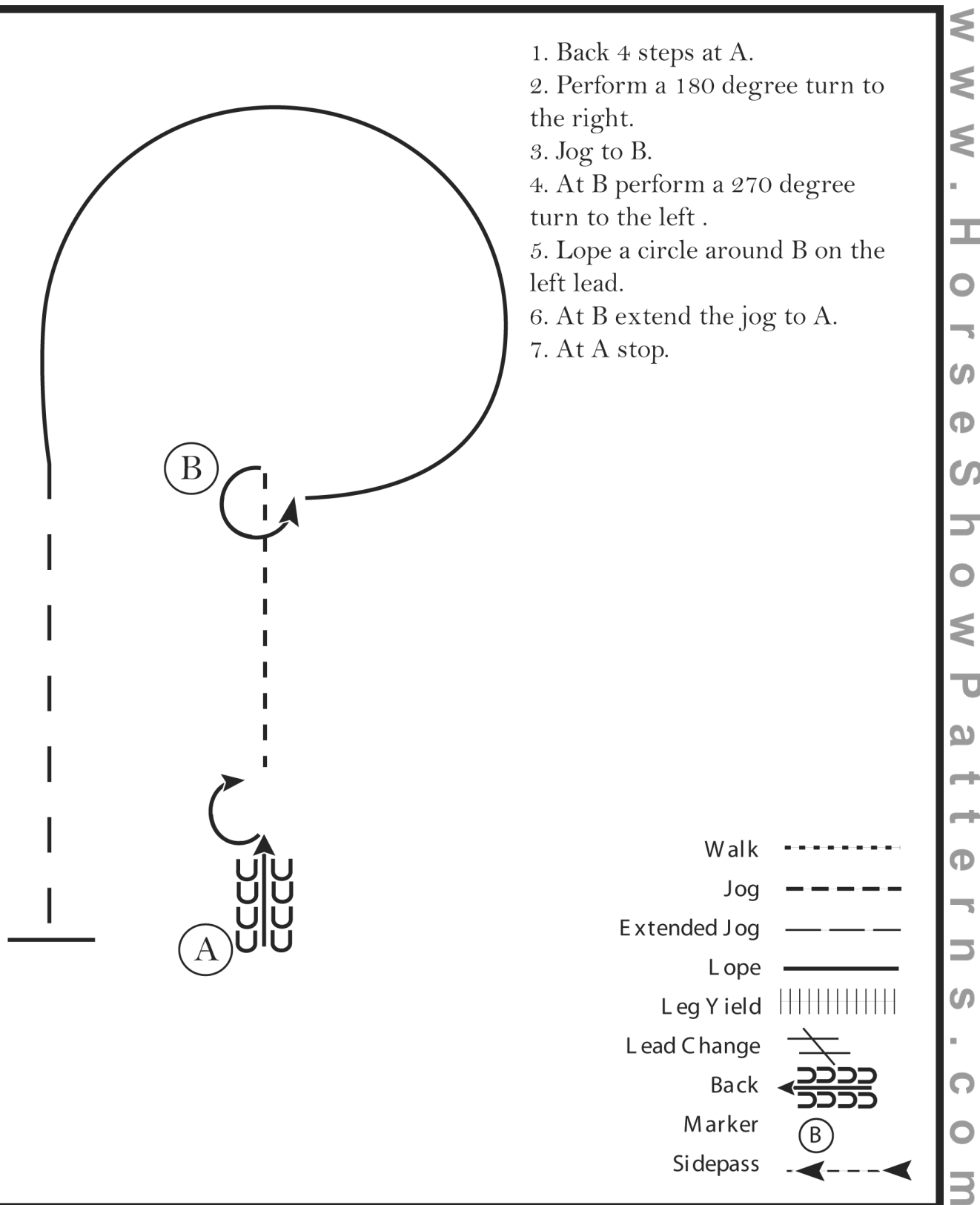
[S/WT-10]

Pattern Provided by:
HLC Committee

2024 4-H Horse Leaders Council Season Opener

OPEN and Level 3/4 Western Horsemanship

Show Date: 03-24-2024

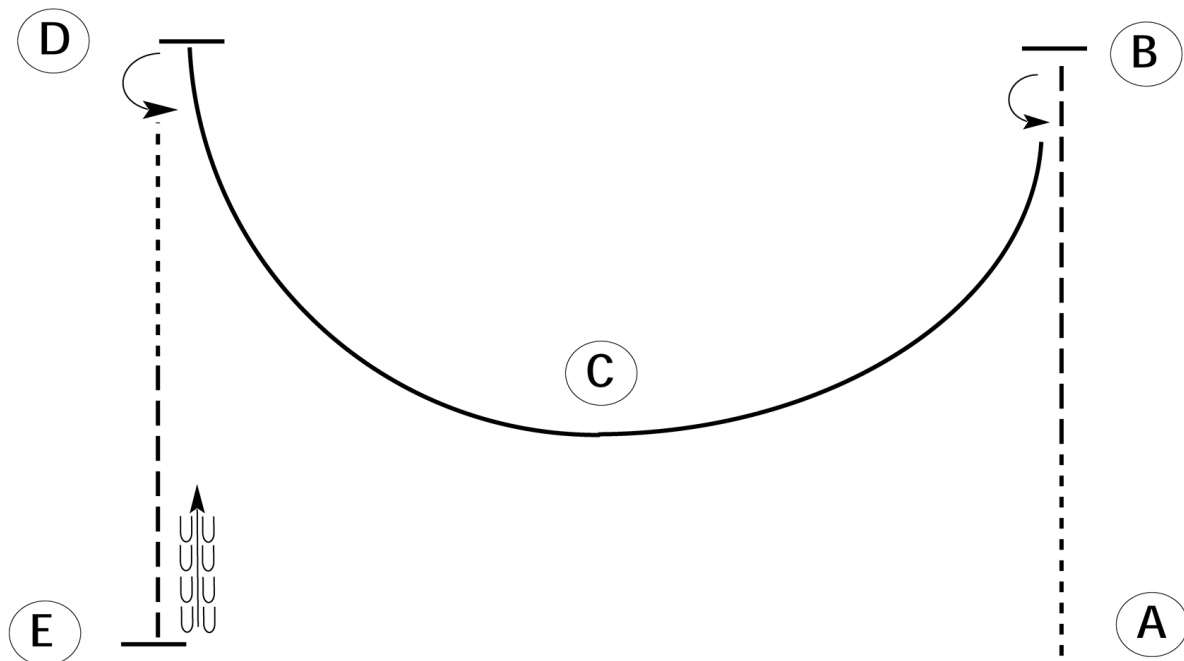


[WH/2-8]

Pattern Provided by:
HLC Committee

2024 4-H Horse Leaders Council Season Opener Level 2 Western Horsemanship

Show Date: 03-24-2024



Be ready at A.

1. Walk approximately two strides from A.
2. Jog to B.
3. Stop and perform a 180 degree turn to the left.
4. Lope on the right lead around C and to D.
5. Stop and perform a 180 degree turn to the left.
6. Walk halfway to E.
7. Jog to E, stop and back approximately one horse length.

Follow the instructions of your ring steward.

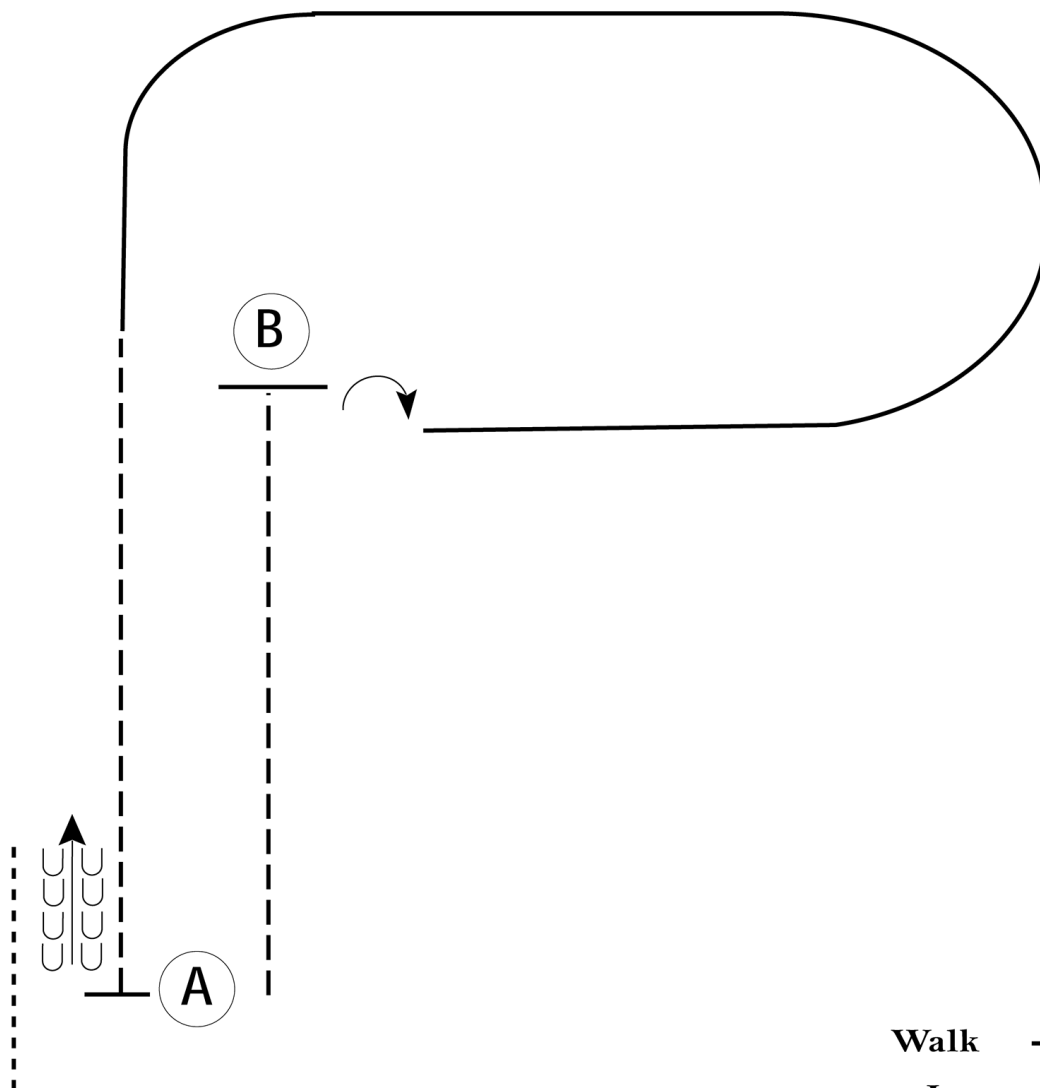
Walk	-----
Jog	- - - - -
Extended Jog	- - - - -
Lope	=====
Leg Yield	
Lead Change	↖
Back	←←←←←
Marker	ⓑ
Sidepass	←←←←←

[WH/1-74]

Pattern Provided by:
HLC Committee

2024 4-H Horse Leaders Council Season Opener Level 1 Western Horsemanship

Show Date: 03-24-2024



Be ready at A.

1. Jog from A to B.
2. Stop at B and turn 90 degrees to the right.
4. Lope on the left lead around B as shown.
5. Break to the jog at B and jog to A.
6. Stop at A and back approximately one horse length.
7. Walk forward and follow the instructions of your ring steward..

Walk	-----
Jog	- - - - -
Extended Jog	- - - - -
Lope	=====
Leg Yield	
Lead Change	— / —
Back	← ← ← ← ←
Marker	ⓑ
Sidepass	← — — — — →

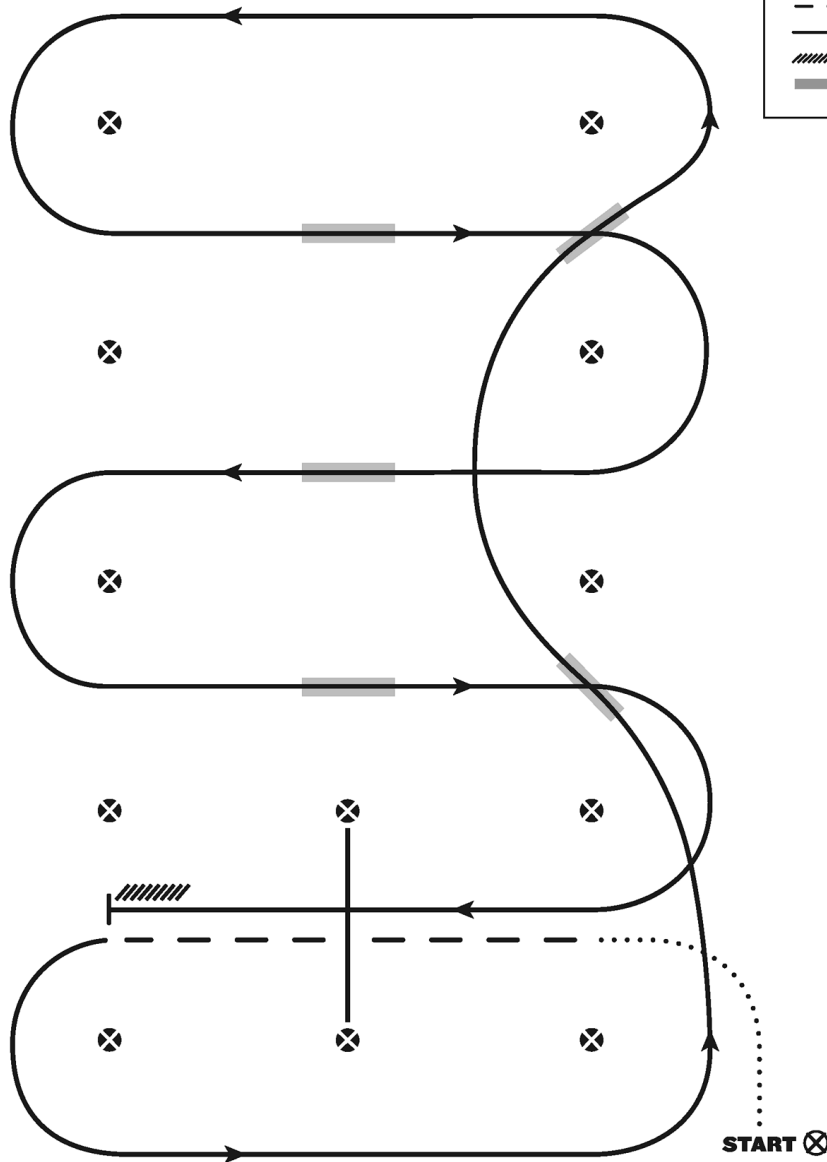
[WH/1-53]

Pattern Provided by:
HLC Committee

2024 4-H Horse Leaders Council Season Opener Western Riding - All Classes

Show Date: 03-24-2024

LEVEL I WESTERN RIDING PATTERN 9



1. Walk at least 15 feet from start cone to the first marker, as drawn, transition to jog, jog over log.
2. Transition to the lope left lead & lope around end
3. First line change
4. Second line change, lope around the end of arena
5. First crossing change
6. Second crossing change
7. Third crossing change
8. Lope over log
9. Lope, stop & back

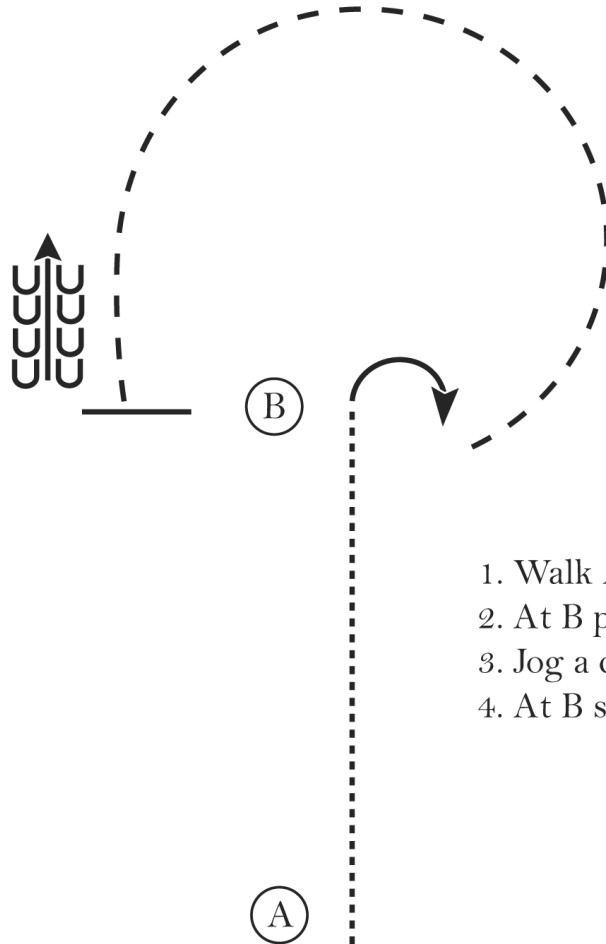
Revised 06-07-2021

[WR/GP-9]

Pattern Provided by:
HLC Committee

2024 4-H Horse Leaders Council Season Opener Stick Horse Class Ages 1+

Show Date: 03-24-2024



1. Walk A to B
2. At B perform a 90 degree turn to the right
3. Jog a circle around B
4. At B stop and back 4 steps

Walk
Jog	-----
Extended Jog	- - - - -
Lope	—————
Leg Yield	
Lead Change	—/—
Back	←←←←←
Marker	(B)
Sidepass	←- - - -→

[WH/WT-7]

Pattern Provided by:
HLC Committee