



4-H Online 2.0 Animal Entry Guide

Boulder 4-H Rabbit Projects (Breeding, Companion/Pet)

- Deadline the last Friday In April annually

**Note: For 4-H Members 8 and above*

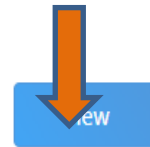
Gather the following items for your Animals:

1. Two Photos- Right Side profile, Left Side profile- JPEG
2. Premise ID where your animal is kept
3. Boulder County – County Use form for Rabbits – Completed and PDF
4. Identifying information including, name, tattoo, birthdate, breed, etc.
 - a. For Tattoo- type PENDING if you don't have one yet. **Once you do have the tattoo- please send the update to lw Wallace@bouldercounty.org**

Log into 4-H Online

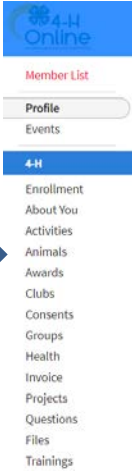
- Use your family email and password
<https://V2.4HOnline.com>

Tucker Jeter #221671
Sep 18, 2010

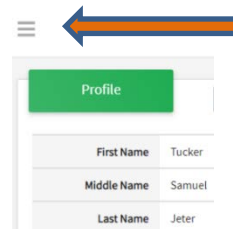


Click “View”, next to Member’s Name

Locating ‘Animals’

- **Desktop,** from the left  select “Animals” side navigation

- **Smart Phone or Tablet,** click on the 3 bars in the top left corner



With either option, this will bring up a drop down list to begin adding Animals.



Adding an Animal

- Click "Add an Animal"

Then select "Add New Animal"

- Select Rabbit Breeding (If you have a purebred animal, you are in this project)
- Rabbit Market -DO NOT ID ANIMALS THIS WAY
- Rabbit Pet (if you have a mixed breed animal and are in companion animal project)
- from the drop down. **REQUIRED:** Enter **Tag OR Tattoo** Number. **NOTE: Required Field is different between breeding or market animals. If an animal does not a county number enter 000.** Click "Save"

- Next, click "Show Questions"
Animal Entry is open for the current enrollment year. - Is all information complete? Check all county animal entry deadlines.
READ All County instructions for each animal species as county requirements vary.

Show Questions

Back Next

- For Rabbit complete each of the sections .

<p>Animal Birthdate</p> <input type="text" value="Choose a date"/> <p>Enter the Animal Birth Date</p>	<p>Beginning Weight</p> <input type="text"/> <p>Initial Beef Weigh-In weight</p>	<p>Birth Weight</p> <input type="text"/> <p>Enter initial weight when born or purchased.</p>
--	---	---

- Choose the breed from the drop down box. Choose *Other/Cross Breed or Mixed Breed. You can only choose **one** breed.

Breed

Enter the Breed Information. If Breed not listed or is Mixed Breed, select "Other/CrossBred" - Only select 1 Breed.



- Enter any distinguishing colors or markings. (Enter variety, Ex: Solid, Broken, Black, Blue, etc):

Colors And Markings

Provide any specific animal colors and/or markings.

- Add Premises ID or Location ID, as this is needed for the Boulder County Fair- Please complete.

NAIS Premises ID

Premises/Location ID, if applicable in your county.

- Select the animal gender from the drop down box.
- **The tag OR tattoo number entered on the first screen will carry over to this screen.** Please verify that they tag number is correct for the animal entered above.

Animal Gender

Tag *required*

Enter County Tag Number, if no tag number enter 0 (Or Tattoo if used by your County)



Tattoo *required*

Enter County Tattoo or Tag Number, if no tag number enter 0 or unique identifier

Back

Next

TAG(is actually the tattoo number again): type PENDING if you don't have one yet. Once you do have the tattoo- please send the update to lw Wallace@bouldercounty.org
Tattoo(same as tag): type PENDING if you don't have one yet. **Once you do have the tattoo- please send the update to lw Wallace@bouldercounty.org**



- Click “Next”, continue with the “File Uploads” that are required by your county. **Boulder County needs two photos of your rabbits- one of each side profile- left and right side. Up to 6 photos can be added per rabbit. Please also include the County Use form for your rabbits – can be found here: (<https://boulder.extension.colostate.edu/4h/animalid/>)**

Goat - Utility, Member (Photo 1) Goat - Utility, Member (Photo 2) Goat - Utility, Member (Photo 3)

No Image Selected No Image Selected No Image Selected

Upload Upload Upload

Goat - Utility, Member (Photo 4) County Use Form (Goat - Utility, Member) Goat - Utility (Registration Papers)

No Image Selected PDF No File Uploaded PDF No File Uploaded

Upload Upload Upload

- Confirm all information, Click ‘submit’

Questions Files Confirm

Animal

Back Submit

- County Extension staff, will review all information. If more is needed, members can edit. Once “Approved” by your local county extension office an email will be sent to your family account (example below) A time and date stamp for each animal.



Your animal submission for [redacted] in 4-H has been approved.

Animal - Submitted
 Created on Feb 4, 2021 5:29 PM
 Modified on Feb 4, 2021 5:48 PM
 Submitted on Feb 4, 2021 5:48 PM



- Questions, please contact the Boulder County 4-H Office staff, Lisa Wallace, lwallace@bouldercounty.org.