



4-H Online 2.0 Animal Entry Guide

Boulder 4-H Goat Projects (Breeding, Dairy, Fiber and Utility)

- Deadline the last Friday In April annually

**Note: For 4-H Members 8 and above*

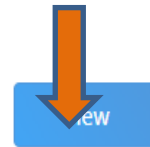
Gather the following items for your Animals:

1. Two Photos- Right Side profile, Left Side profile- JPEG
2. Premise ID where your animal is kept
3. Boulder County – County Use form for Goats – Completed and PDF
4. Scrapie Tag/Flock ID number
5. Registration papers(from Breed association if applicable) – PDF
6. Identifying information including, name, tag/tattoo, registration numbers, birthdate, etc.
 - a. For Tattoo- you can use name and tattoo or just name of animal if no tattoo

Log into 4-H Online

- Use your family email and password
<https://V2.4HOnline.com>

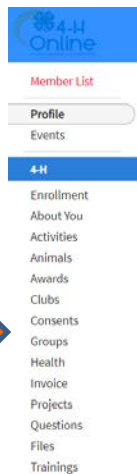
Tucker Jeter #221671
Sep 18, 2010



Click “View”, next to Member’s Name

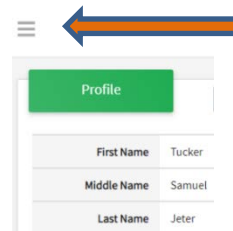
Locating ‘Animals’

- **Desktop,** from the left



select “Animals” side navigation

- **Smart Phone or Tablet,** click on the 3 bars in the top left corner



With either option, this will bring up a drop down list to begin adding Animals.



Adding an Animal

- Click "Add an Animal"

Animals Add an Animal

Add an Animal

Add New Animal

Adding a new animal not previously registered can be done here.

Add New Animal

Previously Added Animals

Animals that have been added and approved by the member or a family member in a previous program year and can be re-activated for the current program year.

Then select "Add New Animal"

- Select Goat- Meat Breeding, Goat- Dairy Breeding, Goat-Fiber or Goat- Utility from the drop down. **REQUIRED:** Enter **Tag OR Tattoo** Number. **NOTE: Required Field is different between breeding or market animals. If an animal does not a county number enter 000.** Click "Save"

New Animal	New Animal
Animal Type <i>required</i>	Animal Type <i>required</i>
Goat - Meat Breeding	Goat - Utility
tattoo <i>required</i>	tag <i>required</i>
00000	00000
	Cancel Save

- Next, click "Show Questions"
Animal Entry is open for the current enrollment year. - Is all information complete? Check all county animal entry deadlines.
READ All County instructions for each animal species as county requirements vary.

Show Questions

Back **Next**

- For Breeding Goat, Fiber Goat or Utility Goat was weighed in at an official tag in/weigh in use that weight, enter the beginning weight of the animal. Otherwise use the weight of the animal at the time you purchased or if home-raised, when it was born. Enter, if applicable for the animal.

Animal Birthdate	Beginning Weight	Birth Weight
Choose a date		
Enter the Animal Birth Date	Initial Beef Weigh-In weight	Enter initial weight when born or purchased.

- Choose the breed from the drop down box. Choose *Other/Cross Breed or Mixed Breed. You can only choose **one** breed.

Breed

Enter the Breed Information. If Breed not listed or is Mixed Breed, select "Other/CrossBred" - Only select 1 Breed.



- Enter any distinguishing colors or markings.

Colors And Markings

Provide any specific animal colors and/or markings.

- Add Premises ID or Location ID, as this is needed for the Boulder County Fair- Please complete.

NAIS Premises ID

Premises/Location ID, if applicable in your county.

- Enter the Scrapie Flock ID, if applicable.

Scrapie Flock ID

ScrapieFlockID

- Select the animal gender from the drop down box.

Animal Gender

- **The tag OR tattoo number entered on the first screen will carry over to this screen.** Please verify that they tag number is correct for the animal entered above.

Tag *required*

Enter County Tag Number, if no tag number enter 0 (Or Tattoo if used by your County)

Tattoo *required*

Enter County Tattoo or Tag Number, if no tag number enter 0 or unique identifier

Back

Next





- Click “Next”, continue with the “File Uploads” that are required by your county. **Boulder County needs two photos of your goats- one of each side profile- left and right side. Please also include the County Use form for your goats – can be found here:** (<https://boulder.extension.colostate.edu/4h/animalid/>)

Goat - Utility, Member (Photo 1) Goat - Utility, Member (Photo 2) Goat - Utility, Member (Photo 3)

Goat - Utility, Member (Photo 4) County Use Form (Goat - Utility, Member) Goat - Utility (Registration Papers)

- Confirm all information, Click ‘submit’

- County Extension staff, will review all information. If more is needed, members can edit. Once “Approved” by your local county extension office an email will be sent to your family account (example below) A time and date stamp for each animal.



Your animal submission for [redacted] in 4-H has been approved.

Animal - Submitted
 Created on Feb 4, 2021 5:29 PM
 Modified on Feb 4, 2021 5:48 PM
 Submitted on Feb 4, 2021 5:48 PM



- Questions, please contact the Boulder County 4-H Office staff, Lisa Wallace, wallace@bouldercounty.org.